

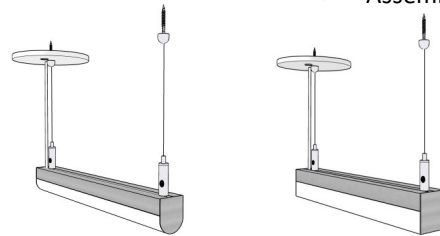
Date: _____ Project: _____ Type: _____



The P02AP series is a custom line of fully assembled pendant mount fixtures. P02AP fixtures are designed and fabricated to meet the exact needs of each individual space.

Features:

- 6063-T5 Aircraft Aluminum
- Indoor
- Pendant mount
- Dimmable
- 90+ CRI
- 5 year warranty
- Assembled in America

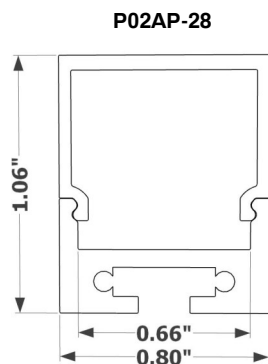
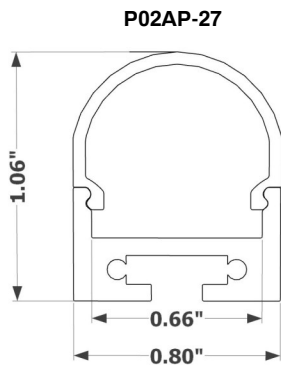


Ordering Guide:



Model	CCT	Watts per foot/ Output @ 3000K	Finish	IP Rating	Mounting	Lens	Power feed position	Nominal Length*	
								ft.	in.
P02AP-						FR	BF-72		
27	24 (2400K)	High Efficacy	AL (Aluminum)	20 (Interior)	P (Pendant)	FR (Frosted)			
28	27 (2700K)	GHO (316 lumens/ft)	WH (White)	65 (Exterior)					
	30 (3000K)	GSHO (520 lumens/ft)	BK (Black)						
	35 (3500K)	GUHO (800 lumens/ft)	RALXXXX						
	41 (4100K)		(Custom by RAL #)						

* length determined by cut point on light engine unless specified.

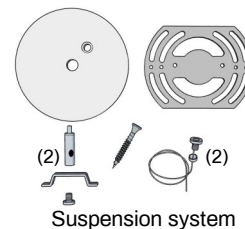
Profile dimensions



	High Efficacy		
Output - delivered lumens	GHO	GSHO	GUHO
Lumens/foot	2400K	2700K	3000K
	262	462	520
	430	555	800
	693	855	940
	316	520	800
	325	555	855
	360	588	940
Watts/foot	3.00	5.00	8.00
Maximum run length on (1) power feed	32'	19'	12'

All light engines are:  

Accessories



All Lumensmith fixtures are manufactured to exact specifications. If there is a unique design requirement please contact us to discuss further.

Date: _____ Project: _____ Type: _____

Lumensmith fixtures are provided with (1) Apogee series power supply per fixture unless noted.

APOGEE SERIES

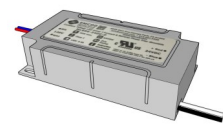


- PWM power supply
- Constant voltage output
- Dimmable: ELV, MLV, TRIAC, 0-10V
- Flicker free dimming
- Free air convection cooling
- 5 year warranty

Model Number	APO-30-E-24	APO-60-E-24	APO-96-E-24	APO-192-E-24	APO-288-E-24	APO-384-E-24
Voltage	24VDC					
Rated Current	1.25A	2.5A	4A	2 x 4A	3 X 4A	4 x 4A
Rated Power	30W	60W	96W	2 x 96W	3 x 96W	4 X 96W
Voltage Range	100 - 277VAC					
Power Factor	0.99 @120V	0.98 @120V	0.98 @120V	0.99 @120V	0.99 @120V	0.99 @120V
Efficiency @ full load	> 80%	> 80%	> 80%	> 85%	> 85%	> 88%
Class Rating	Class 2					
Protection	Short circuit/Overload/Over temperature - auto reset					
Working Temperature	-40 F - 176 F					
Dimensions (L x W x H)	6 1/2" x 3 5/8" x 1"	7 1/2" x 3 3/4" x 1"	8 3/4" x 3 3/4" x 1 3/4"	11" x 4 1/4" x 1 3/4"	12" x 4 1/4" x 1 3/4"	13" x 5 1/2" x 2"
Weight	2.1lbs	2.5lbs	2.9lbs	4.4lbs	4.9lbs	5.8lbs
Certifications	FCC, UL8750 & UL1310					
Location Rating	NEMA 4X					



JPS SERIES



- Constant voltage output
- Dimmable: forward & reverse phase
- Flicker free dimming
- Free air convection cooling
- Fits in 4" junction box
- IP20 rated
- 5 year warranty

Electrical Parameters:	JPS-60-E-24	JPS-96-E-24
Input Voltage:	120V 50/60Hz	120V 50/60Hz
Max. input current at full load:	0.58A	1A
Output voltage without load:	24.5VDC	25.5VDC
Output voltage fully loaded:	23.5VDC	23.5VDC
Max. total wattage:	60W	96W
Max. output current:	2.5A	4A
Efficiency:	89%	89%
Dimensions (L x W x H)	3.30" x 1.57" x 0.98"	3.34" X 1.77" x 1.02"



Conforms to UL STD.
8750 and 1310
Certified to CSA
STD. C22.2 № 223

All Lumensmith fixtures are manufactured to exact specifications. If there is a unique design requirement please contact us to discuss further.